



THE ILLINOIS PUBLIC AGENDA
FOR COLLEGE AND CAREER SUCCESS

Illinois Board of Higher Education

Doug Franklin
franklin@ibhe.org



- Home
- About IBHE
- Public Agenda
- Diversifying Faculty in IL
- Calendars & Agendas
- Academic Affairs
- Planning & Budgeting
- Grants
- Legislation
- Colleges & Universities
- Credit Card Marketing Act
- Campus Safety
- Consumer Information
- Información en Español
- Data & Statistics
- Longitudinal Data System
- Reports & Studies
- Institutional Profiles
- Degree Program Inventory
- Enrollments & Degrees
- Media Center
- Featured Links
- Contact Us

Welcome



Learning Resource Center, Frontier Community College

What's New

- [03/29/10: April Board Meeting Agenda](#)
- [03/29/10: Miguel Del Valle, P-20 Council Chair, to Address IBHE](#)
- [03/11/10: Chairwoman Carrie J. Hightman Reacts to Gov. Quinn's Budget Message](#)
- [03/03/10: Governor Names Two to Board Of Higher Education](#)
- [02/17/10: FY2010 Independent Colleges Capital Program \(ICCAP\) Application](#)
- [01/29/10: DATA QUALITY CAMPAIGN Announces Winners of Annual Leadership Award](#)
- [12/03/09: Credit Card Marketing Act of 2009](#)
- [Daily Higher Education News Digest](#)
- [News from Colleges and Universities](#)

Public Agenda



THE ILLINOIS PUBLIC AGENDA FOR COLLEGE AND CAREER SUCCESS

- [The Illinois Public Agenda for College and Career Success: Final Report](#)
- [The Illinois Public Agenda Executive Summary](#)
- [Find out more about Public Agenda](#)

Upcoming Events

- [IBHE Board Meeting \[Meeting Notice \]](#)
When: Tuesday, April 6, 1:00 p.m.
Where: Harold Washington College, Washington Hall, Room 103, 30 East Lake Street, Chicago, IL

THE FRIDAY MEMO



FEATURES

- [P-20 Council](#)
- [College Affordability Summit](#)
- [Academic Application Processing Fees](#)
- [The American Recovery and Reinvestment Act of 2009](#)

- [Common Core Standards](#)
- [Illinois School Leader Preparation](#)

AMBER ALERT





THE ILLINOIS PUBLIC AGENDA
FOR COLLEGE AND CAREER SUCCESS

- **What it is:** *A planning blueprint for the state to direct policies and resources to the higher education and career needs of residents and to address current and future economic needs.*
- **What it is not:** *It is not a plan for institutions or the various sectors within the higher education system, including community colleges, public universities, and nonprofit and for-profit private institutions.*



THE ILLINOIS PUBLIC AGENDA
FOR COLLEGE AND CAREER SUCCESS

Purpose

- ❖ **Establish priorities for Illinois higher education**
- ❖ **Guide General Assembly on education policy and allocation of scarce resources**

**A blueprint for
college and career success
in Illinois**



THE ILLINOIS PUBLIC AGENDA
FOR COLLEGE AND CAREER SUCCESS

Putting the
Public in the
Public Agenda

HJR 54

Passed by
General
Assembly

28 members
appointed to
Task Force

6 Task Force
Meetings

34 Regional
Forums

6 Public
Hearings

March -
November
2008

Nearly **1,000**
individuals on
listserv
advisory group

Website Portal
for 24/7 access
to information
and comments

Task Force
adopted
report Nov.
21, 2008

IBHE
approved
Dec. 9, 2008

Available at:
www.ibhe.org

Two States of Illinois



One Illinois
is well off
well educated
economically dynamic



The other Illinois
struggles to make ends meet
lags in educational attainment
is economically stagnant.

Between these two states is a **prosperity gap** that is wide and growing and the direct result of disparities in educational attainment by race, ethnicity, income, and region.



THE ILLINOIS PUBLIC AGENDA
FOR COLLEGE AND CAREER SUCCESS

1. Increase educational attainment to match the best-performing states

2. Ensure college affordability for students, families, and taxpayers

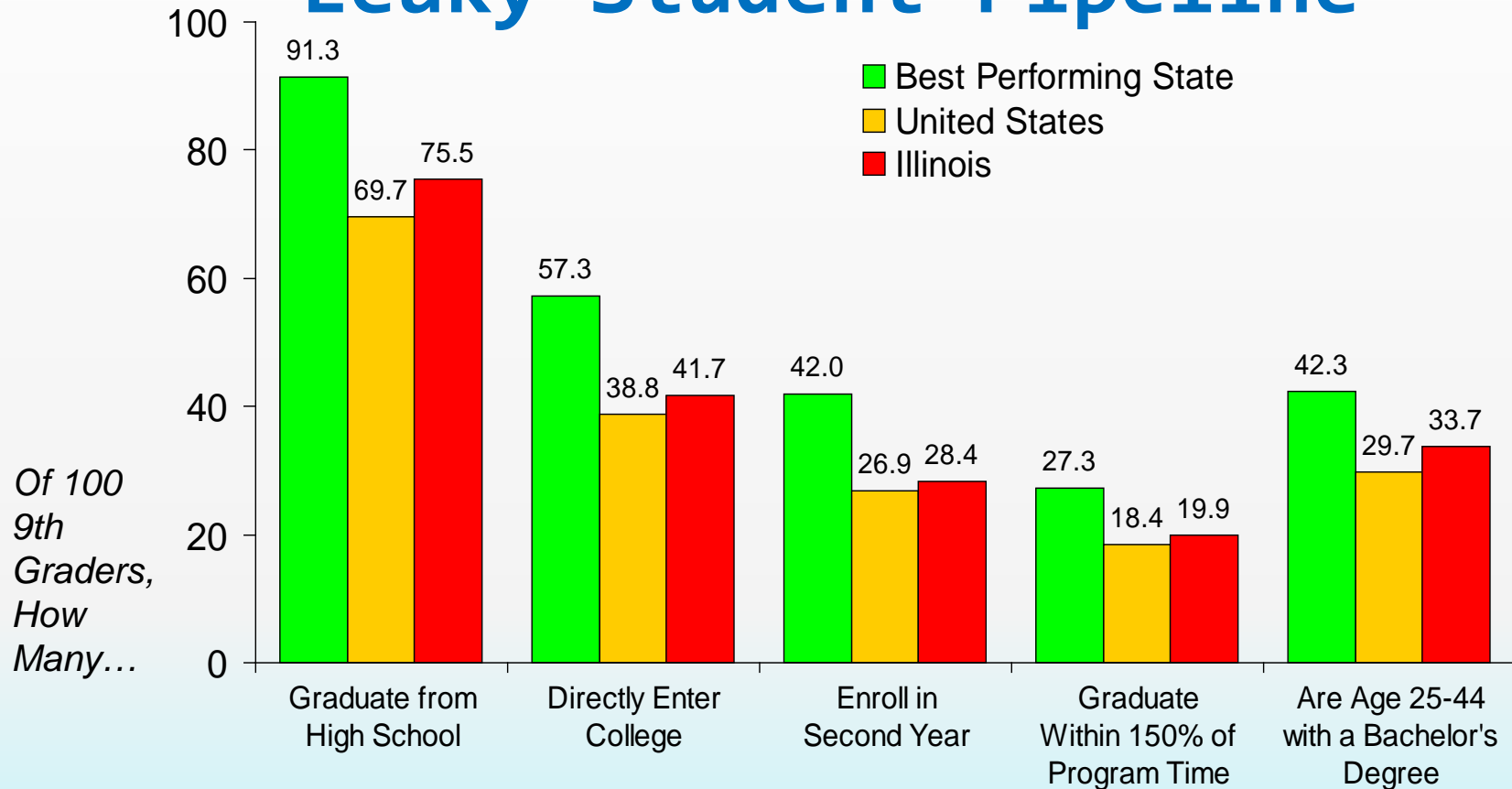
Goals

3. Increase the number of high-quality postsecondary credentials to meet the demands of the economy and an increasingly global society.

4. Better integrate Illinois' educational, research, and innovation assets to meet economic needs of the state and its regions.

Goal 1: Increase educational attainment

Leaky Student Pipeline

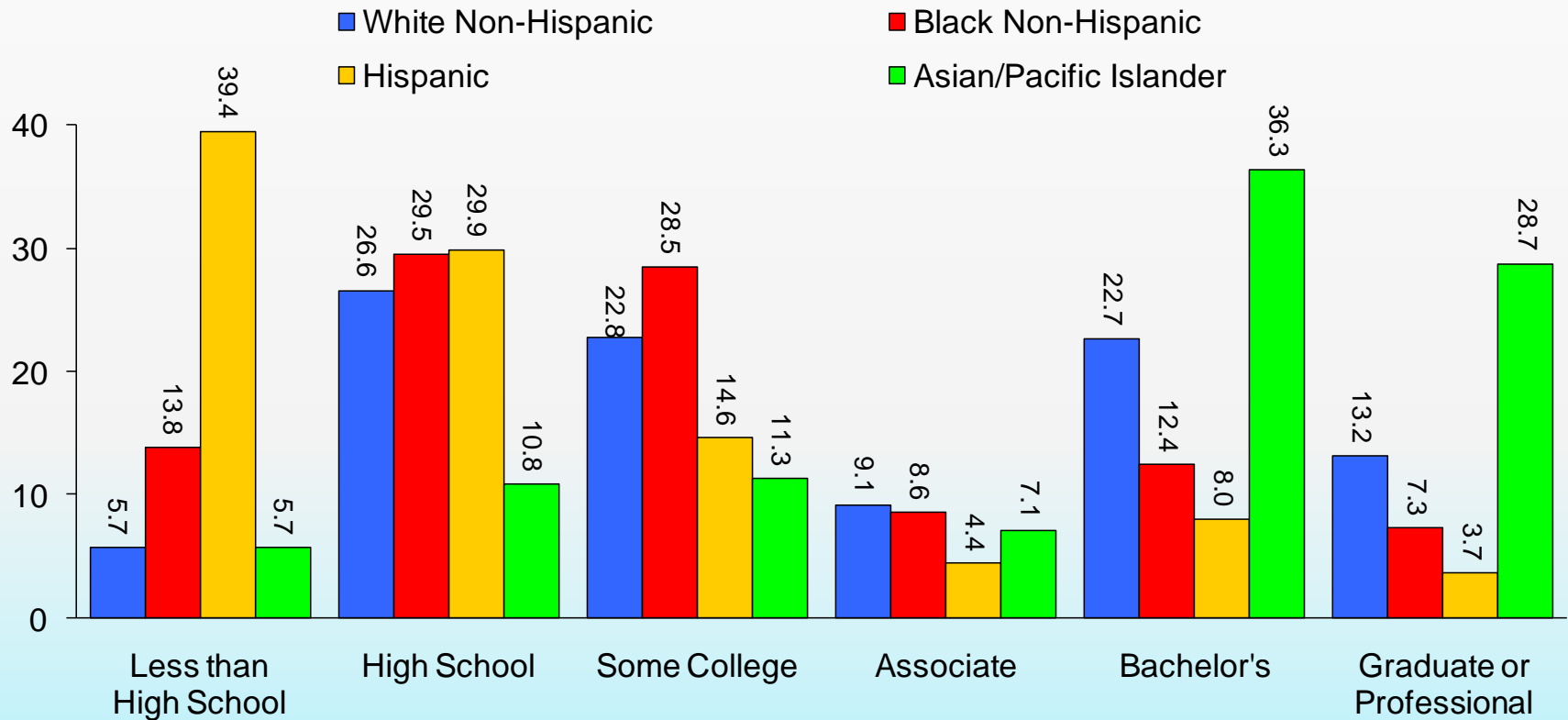


Source: NCES Common Core Data 2004; Tom Mortenson, *Postsecondary Education Opportunity*, NCES, IPEDS Fall 2004 Retention Rate File and Fall 2003 Enrollments, 2004 Graduation Rates; U.S. Census Bureau, 2005 ACS

Goal 1: Increase educational attainment

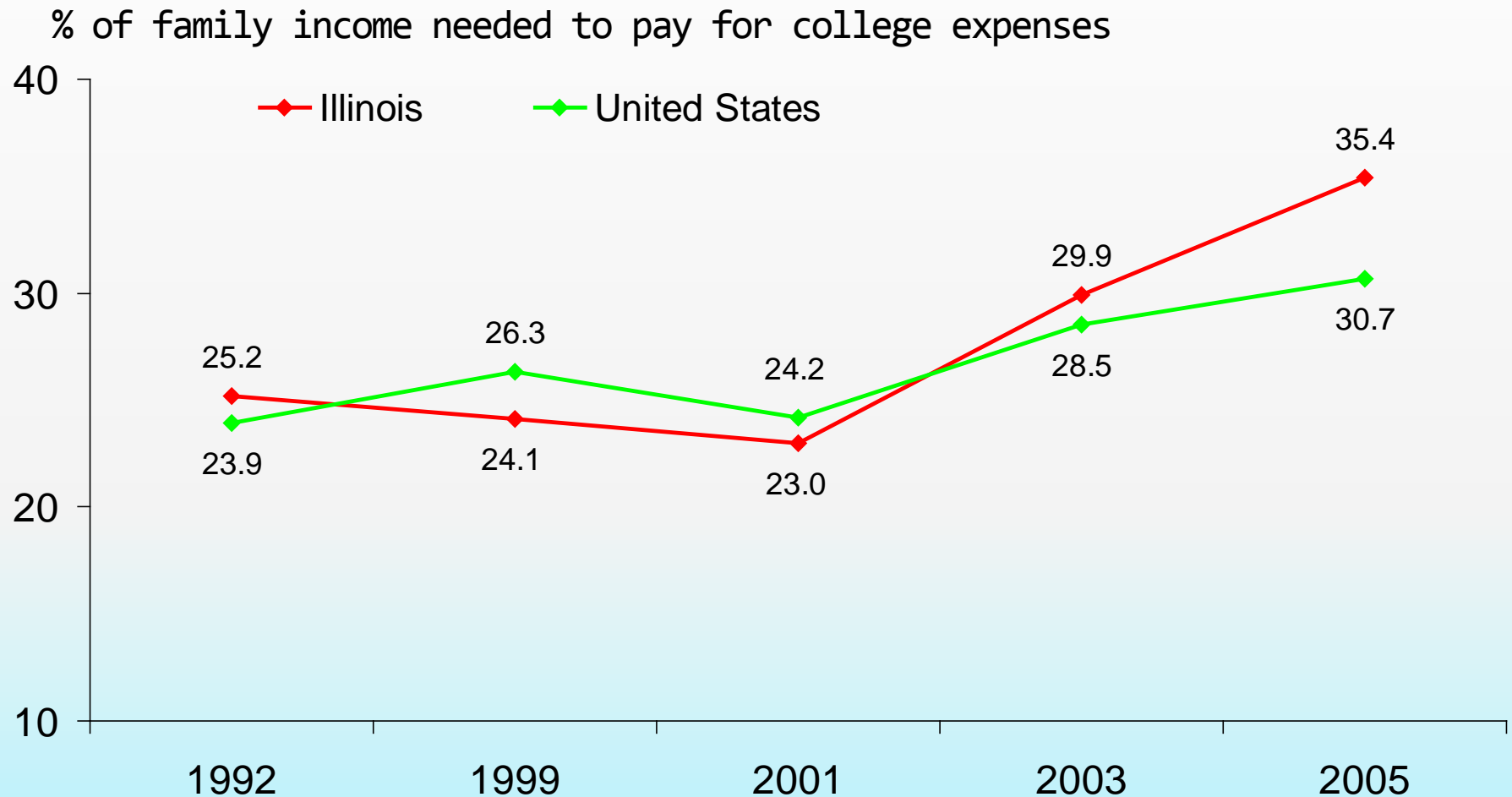
Education & Diversity

Percent Educational Attainment of Population Age 25-64
By Race/Ethnicity—Illinois, 2005



Goal 2: Make college affordable

College takes bigger bite from family paycheck

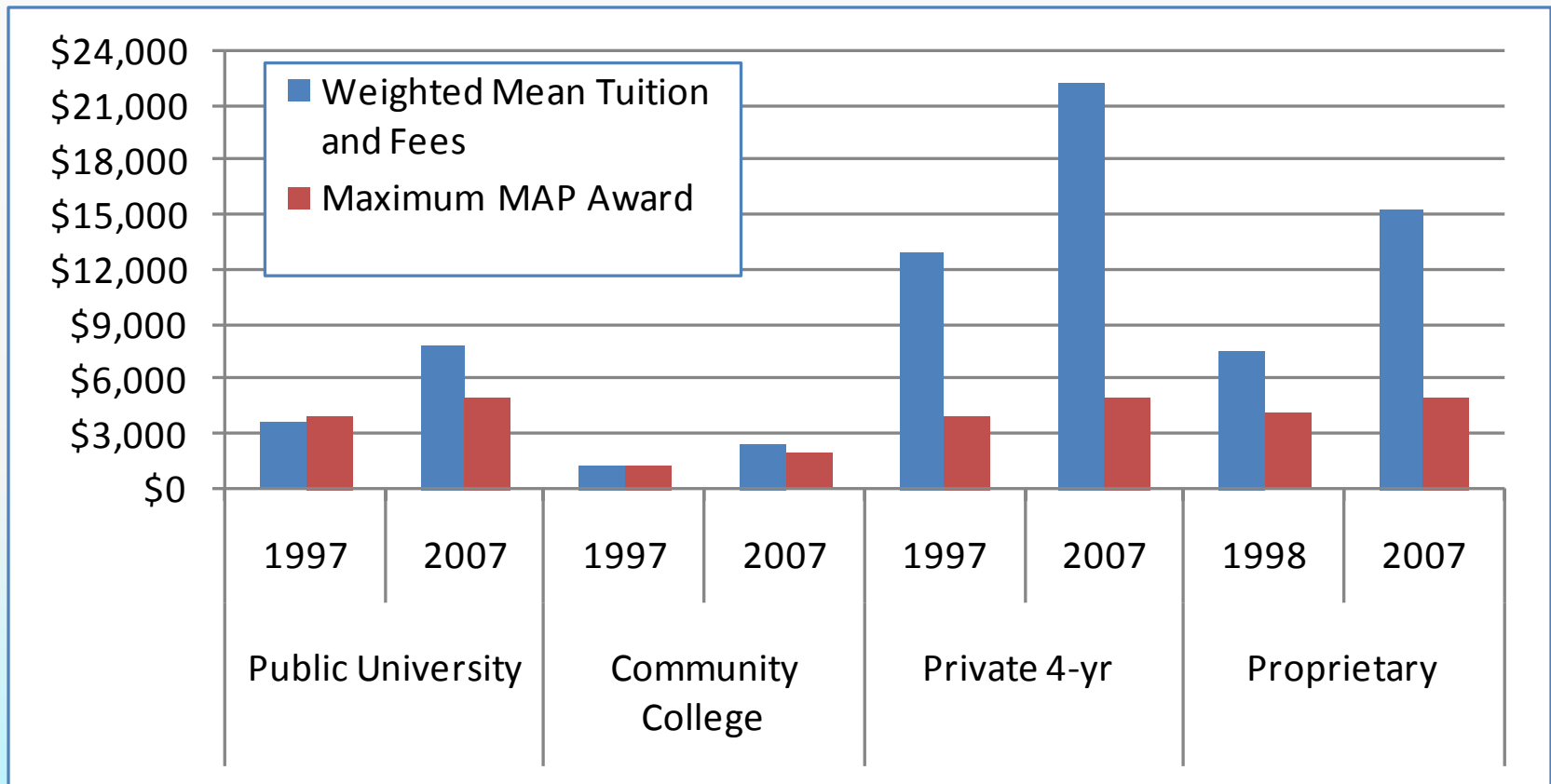


Source: NCPPHE, *Measuring Up: The State-by-State Report Card for Higher Education*

Goal 2: Make college affordable

Tuition outpaces financial aid

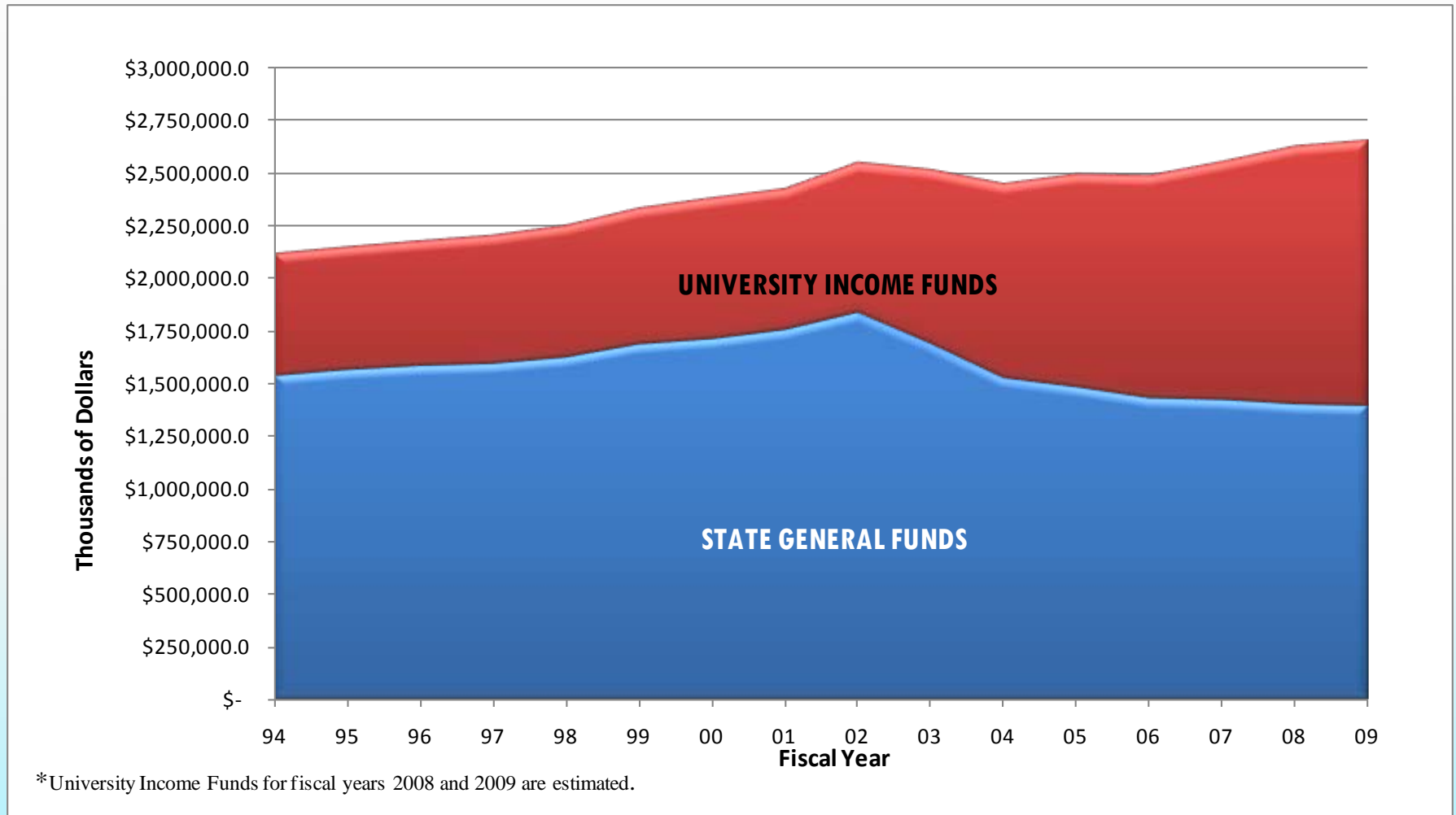
Average Tuition and Fees Compared to Maximum MAP Awards,
1997 vs. 2007



Source: 2007 ISAC Data Book; proprietary institutions first eligible for MAP in FY98.

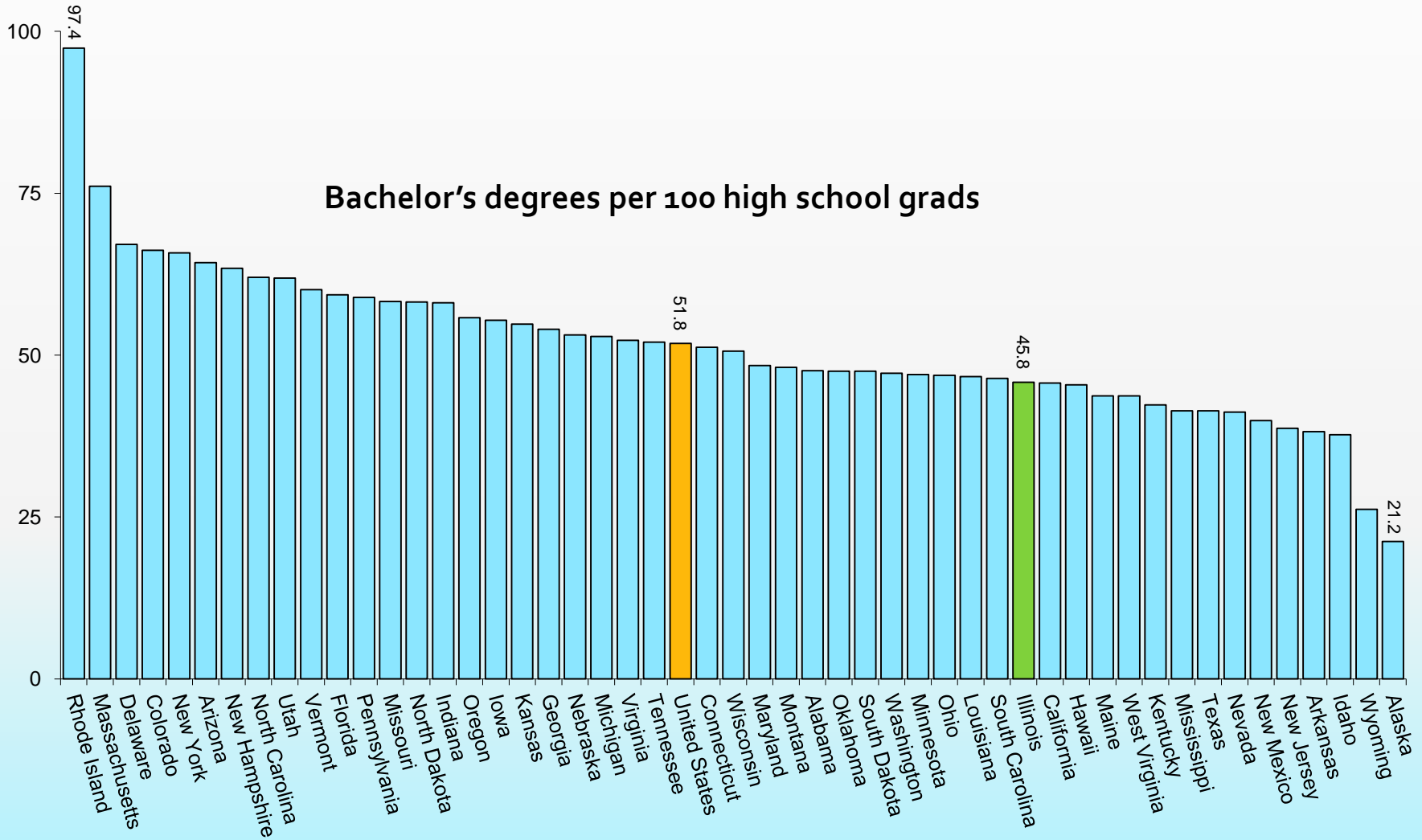
Goal 2: Make college affordable

State dollars down, tuition dollars up



Goal 3: Increase postsecondary credentials

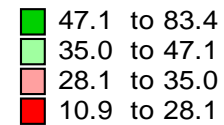
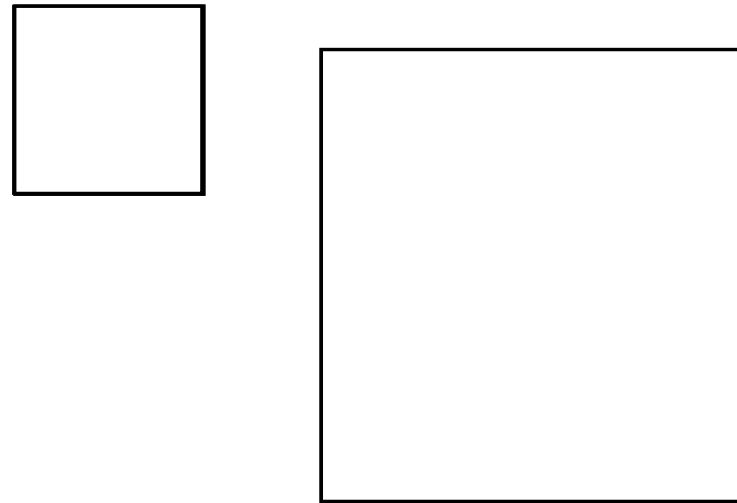
Illinois Lags in Bachelor's Degree Production



Goal 3: Increase postsecondary credentials

Regional Gaps in College Attainment Hamper Economic Growth

% of 25-64 year-olds with associate's degree or higher



Source: 2006 ACS (PUMS)

Consumer Information

Información en Español

Data & Statistics

Data Book

Dynamic Data Book

SFA

RAMP

Cost Studies

Grant Awards Search

Institutional Profiles

Degree Program Inventory

Enrollments & Degrees

Longitudinal Data System

Reports & Studies

Institutional Profiles

Degree Program Inventory

Enrollments & Degrees

Media Center

Featured Links

Contact Us

Among the information resources available from the Board of Higher Education are:

- [Data Book](#)
Data Book provides a general reference for and an overview of Illinois higher education.
- [Dynamic Data Book](#)
Dynamic Data Book provides a general reference for and an overview of Illinois higher education with the capability to generate and export desired data.
- [Student Financial Aid Survey \(SFA\)](#)
SFA shows the amounts, types and sources of financial aid received by students enrolled at Illinois higher education institutions.
- [Resource Allocation and Management Program \(RAMP\)](#)
RAMP is the principal means for public institutions to transmit planning, programmatic, and budgeting decisions to the Board of Higher Education for review and consideration.
- [Cost Studies](#)
The cost studies for public universities are used regularly in program review and budget development.
- [Institutional Profiles](#)
Institutional Profiles provides important information regarding enrollment, degrees awarded, active degree programs, tuition and fees, room and board, student financial aid, full-time faculty and employees, and average faculty salaries for institutions selected by users.
- [Degree Program Inventory](#)
Degree Program Inventory is a searchable degree program inventory database web application. The database includes a great deal of information, including types of institutions and institution names, degree levels, ten years of fall enrollments, ten years of degrees awarded by fiscal year, race and gender, and fields of study. Over 7,000 active degree programs are in the database.
- [Enrollments & Degrees System](#)
Illinois Higher Education Enrollments & Degrees System (IHEEDS) is a searchable database application. It provides web users the ability to create their own queries to search the database of fall enrollments and degrees awarded. The database includes types of institutions, institution name, degree levels, ten years of fall enrollments and degrees awarded, race and gender, and field of study.



[Data & Statistics](#) > [Data Book](#)

IBHE Data Book

Select a Chapter:

- Chapter I: Enrollment Data**
- Chapter II: Degrees Conferred Data
- Chapter III: Staff Data
- Chapter IV: Student Cost Data
- Chapter V: Student Financial Aid

This chapter presents data on headcount enrollments in Illinois colleges and universities. The data are from the Illinois Board of Higher Education's annual Fall Enrollment Survey and IPEDS

Select a Table:

- Table I-1: Characteristics of Enrollment in Illinois Colleges and Universities
- Table I-2: Total Fall Enrollments by Gender, Race or National Origin, Type of Institution, and Level of Instruction**
- Table I-3: Race or National Origin of Students Enrolled in Illinois Colleges, and Universities by Type of Institution
- Table I-4: 12-Month Unduplicated Headcount and FTE
- Table I-5: Attendance Status of Students in Illinois Colleges and Universities by Level of Instruction and Type of Institution

Show Data Book updates and changes.



ILLINOIS

BOARD OF HIGHER EDUCATION


[Home](#)
[Governor Pat Quinn](#)
[Chairwoman Carrie J. Hightman](#)
[Executive Director Judy Erwin](#)
[Search IBHE](#)
[Go to Menu](#)
Table I-2

Total Fall Enrollments by Gender, Race or National Origin, and Type of Institution, and Level of Instruction
Fall 2008



Microsoft Excel

Export

Fall: 2008

Rep

Level of Instruction	Black		Indian		White		Asian		Nat. Haw. / Pac. Isl.		Hispanic		Two or more races		Alien		Other		Total		Gr To
	M	F	M	F	M	F	M	F	M	F	M	F	M	F	M	F	M	F			

Public Universities:
Chicago State University

Undergraduate	1,172	3,271	4	5	77	67	15	19	0	0	118	250	0	0	7	4	67	135	1,460	3,751	
Graduate	219	782	2	3	175	213	14	22	0	0	39	73	0	0	4	6	24	33	477	1,132	
Total	1,391	4,053	6	8	252	280	29	41	0	0	157	323	0	0	11	10	91	168	1,937	4,883	

Eastern Illinois University

Undergraduate	436	640	17	19	3,362	4,680	66	53	0	0	130	165	0	0	32	23	316	322	4,359	5,902	1
Graduate	21	54	1	2	511	989	13	9	0	0	13	16	0	0	68	26	24	32	651	1,128	
Total	457	694	18	21	3,873	5,669	79	62	0	0	143	181	0	0	100	49	340	354	5,010	7,030	1

Governors State University

Undergraduate	197	720	3	5	403	833	12	18	0	0	60	135	0	0	1	1	85	135	761	1,847	
Graduate	195	833	1	2	443	1,084	84	63	0	0	37	143	0	0	40	17	25	61	825	2,203	
Total	392	1,553	4	7	846	1,917	96	81	0	0	97	278	0	0	41	18	110	196	1,586	4,050	

Illinois State University

Undergraduate	373	578	27	40	6,582	8,606	152	188	0	0	299	409	0	0	44	66	346	355	7,823	10,242	1
Graduate	34	85	4	4	704	1,405	29	40	0	0	19	39	0	0	132	137	48	54	970	1,764	



Home

Governor Pat Quinn

Chairwoman Carrie J. Hightman

Executive Director Judy Erwin

Search IBHE

IBHE - Enrollments and Degrees Conferred

Survey

Fall Enrollment

Degrees Conferred

Survey Year [?]

- 2008
- 2007
- 2006
- 2005
- 2004

Institution Sector [?]

All Sectors and Institutions

Institution Name

- [No Preference]
- Adler School of Professional Psychology
- American Academy of Art
- American College of Education
- American InterContinental University Online

Degree Levels [?]

- All Degree and Certificate Groups
- Pre-Baccalaureate Degrees [2, 3, 4]
- Post-Baccalaureate Degrees [6, 7, 8, 17, 18, 19]
- 1-2 Year Certificate [2]
- Associate [3]
- 2-4 Year Certificate [4]

Classification of Instructional Programs (CIP) [?]

Field of Study [2-Digit]

[No Preference]

Programs [6-Digit]

[No Preference]

Race / Gender

Race

Gender

Race/Gender

No Race/Gender

- All Race/Ethnicity
- Black
- White
- Hispanic

Results

Numbers

Percentages

Search

Back **Illinois Higher Education Enrollments & Degrees System** New Se

Search Result:

Survey: Degrees Conferred (2008) Institution Sector: All Sectors and Institutions
 Field of Study/Programs: Nursing/Registered Nurse [51.1601] Degree Level: Bachelor [5]
 Group by: Year,Sector,Institution Result: Numbers

44 row(s) returned from the query!

Microsoft Excel Export

Year	Sector	Institution		Total
2008	1	Chicago State University	Institution Total	
2008	1	Eastern Illinois University	Institution Total	
2008	1	Governors State University	Institution Total	
2008	1	Illinois State University	Institution Total	
2008	1	Northern Illinois University	Institution Total	
2008	1	Southern Illinois University Edwardsville	Institution Total	
2008	1	U of I at Chicago	Institution Total	
2008	1		Public Uni. Total	
2008	3	Aurora University	Institution Total	
2008	3	Benedictine University	Institution Total	
2008	3	Blessing-Rieman College of Nursing	Institution Total	
2008	3	Bradley University	Institution Total	
2008	3	Concordia University	Institution Total	
2008	3	DePaul University	Institution Total	
2008	3	Dominican University	Institution Total	
2008	3	Elmhurst College	Institution Total	
2008	3	Illinois Wesleyan University	Institution Total	
2008	3	Lakeview College of Nursing	Institution Total	
2008	3	Lewis University	Institution Total	
2008	3	Loyola University of Chicago	Institution Total	

Back
Illinois Higher Education Enrollments & Degrees System
New Search

Search Result:

Survey:	Degrees Conferred (2008)	Institution Sector:	All Sectors and Institutions
Field of Study/Programs:	Nursing/Registered Nurse [51.1601]	Degree Level:	Bachelor [5]
Group by:	Year,Sector,Institution	Result:	Numbers

44 row(s) returned from the query!

Microsoft Excel
Export

Year	Sector	Institution	Institution Total	Total
2008	1	Chicago State University	Institution Total	
2008	1	Eastern Illinois University	Institution Total	
2008	1	Governors State University	Institution Total	
2008	1	Illinois State University	Institution Total	
2008	1	Northern Illinois University	Institution Total	
2008	1	Southern Illinois University Edwardsville	Institution Total	
2008	1	U of I at Chicago	Institution Total	
2008	1		Public Uni. Total	
2008	3	Aurora University	Institution Total	
2008	3	Benedictine University	Institution Total	
2008	3	Blessing-Rieman College of Nursing	Institution Total	
2008	3	Bradley University	Institution Total	
2008	3	Concordia University	Institution Total	
2008	3	DePaul University	Institution Total	
2008	3	Dominican University	Institution Total	
2008	3	Elmhurst College	Institution Total	
2008	3	Illinois Wesleyan University	Institution Total	
2008	3	Lakeview College of Nursing	Institution Total	
2008	3	Lewis University	Institution Total	
2008	3	Loyola University of Chicago	Institution Total	
2008	3	MacMurray College	Institution Total	

ILLINOIS HIGHER EDUCATION INSTITUTIONAL PROFILES

Search by:

Institution Name

Institution City

Results: 215

FICE	INSTITUTION NAME	CITY	SECTOR
020681	Adler School of Professional Psychology	Chicago	Private NFP
001628	American Academy of Art	Chicago	Private FP
009907	American College of Education	Chicago	Private FP
800505	American InterContinental University Online	Hoffman Estates	Private FP
800517	Americare College of Nursing	Schaumburg	Private FP
021799	Argosy University Chicago Campus	Chicago	Private FP
029299	Argosy University Schaumburg Campus	Schaumburg	Private FP
188100	Ashford University (IA)		Out of State
001633	Augustana College	Rock Island	Private NFP
001634	Aurora University	Aurora	Private NFP
001767	Benedictine University	Lisle	Private NFP
001638	Black Hawk College	Moline	Comm. College
001639	Blackburn College	Carlinville	Private NFP
006214	Blessing-Rieman College of Nursing	Quincy	Private NFP
001641	Bradley University	Peoria	Private NFP
021752	Brisk Rabbinical College	Chicago	Private NFP
800514	Brown Mackie College-Quad Cities		Out of State
001834	Calumet College of Saint Joseph (IN)		Out of State
007265	Carl Sandburg College	Galesburg	Comm. College
000000	Catholic Theological Union	Chicago	Private NFP

Black Hawk College <http://www.bhc.edu/>

CITY: Moline **COUNTY:** Rock Island **TYPE:** Comm. College

Fall 2008 ENROLLMENT	Top Five Undergraduate Programs by Enrollment		TOTAL
Full-Time: 2,622	Liberal Arts and Sciences, General Studies and Humanities		2658
Part-Time: 3,557	Health Professions and Related Clinical Sciences		1084
Male: 2,461	Business, Management, Marketing, and Related Support Services		674
Female: 3,718	Multi/Interdisciplinary Studies		496
Undergraduate: 6,179	Basic Skills		450
Graduate: 0			
Total: 6,179			

Fiscal Year 2008 DEGREES	Top Five Undergraduate Programs by Degrees Awarded		TOTAL
Male: 241	Liberal Arts and Sciences, General Studies and Humanities		275
Female: 477	Health Professions and Related Clinical Sciences		180
Undergraduate: 718	Agriculture, Agriculture Operations and Related Sciences		90
Graduate: 0	Multi/Interdisciplinary Studies		72
Total: 718	Business, Management, Marketing, and Related Support Services		38

Fiscal Year 2009 Entering Full-Time Student In-District		
	Tuition and Fees:	\$2,535
	Room and Board:	*
Fiscal Year 2009	Total Full-Time Faculty:	133
	Average Faculty Salary:	\$59,274
	Total Employees:	498
Fiscal Year *	State Appropriated Funds:	*
<i>(Dollars in Thousands)</i>	Tuition and Fees Revenue:	*
	Other Non-Appropriated Funds:	*

Fiscal Year 2008	Total Financial Aid(Annual):	\$11,425.0	Grants:	\$7,962.1
<i>(Dollars in Thousands)</i>	Total # of Awards:	7,683	Loans:	\$2,293.7
	Total # of Recipients (Annual Unduplicated):	3,338	Other:	\$1,169.2

Black Hawk College

<http://www.bhc.edu/>

FALL: 2008

FALL 2008

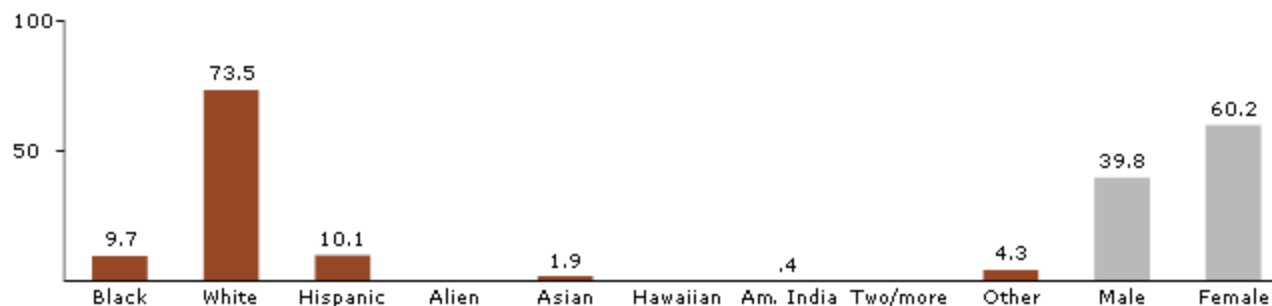
ENROLLMENT

Full-Time:	2,622	42.4 %
Part-Time:	3,557	57.6 %
Male:	2,461	39.8 %
Female:	3,718	60.2 %
Undergraduate:	6,179	100.0 %
Graduate:	0	0.0 %
Total:	6,179	100.0 %

Degree Level: All Degrees and Certificates

Year	Black	White	Hispanic	Alien	Asian	Nat. Haw.	Am. Indian	Two or more races	Other	Male	Female	Total
2008	600	4542	625	0	120	0	24	0	268	2461	3718	6179
2007	561	5112	551	0	63	0	24	0	0	2539	3772	6311
2006	498	5011	549	0	60	0	33	0	0	2386	3765	6151
2005	538	5179	584	0	75	0	31	0	0	2511	3896	6407
2004	517	5408	580	0	67	0	28	0	0	2544	4056	6600

RESULT: FALL 3718 : All Degrees and Certificates





THE ILLINOIS PUBLIC AGENDA
FOR COLLEGE AND CAREER SUCCESS

Illinois Board of Higher Education

Doug Franklin
franklin@ibhe.org